



How to Register & Login

- Step 1: You should already have received an email inviting you to Register on MobieTrain from noreply@mobietrain.com
- Step 2: Click on **Register** - choose your own password and confirm.
- Step 4: To login simply either scan this QR code or go to <https://app.mobietrain.com>

Once you've confirmed, the app will take you back to the login screen. before you login, **save the application on your mobile!**



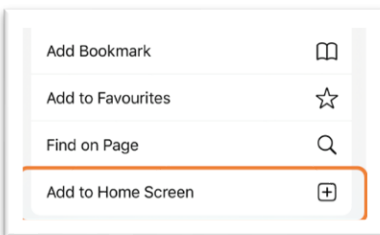
Saving the app on your phone



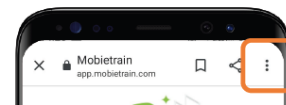
Click on the button located at the bottom of your phone as indicated below



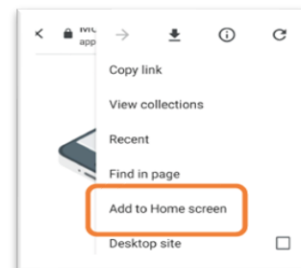
Click on the 'add to homescreen button



Once you have scan the QR code or click the link lick on these 3 dots



Click on 'add to homescreen'



The system will offer to give the application a name. Let's call it **MobieTrain!**